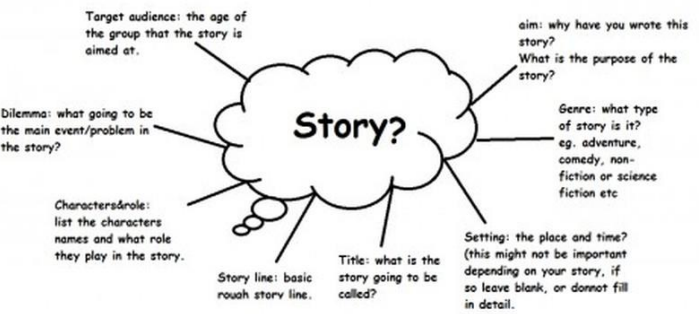

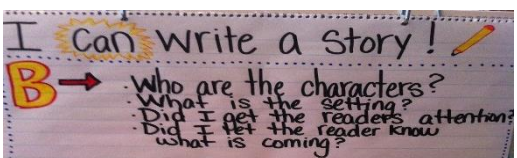
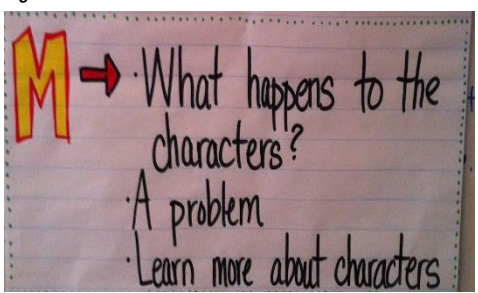




English Weekly Overview


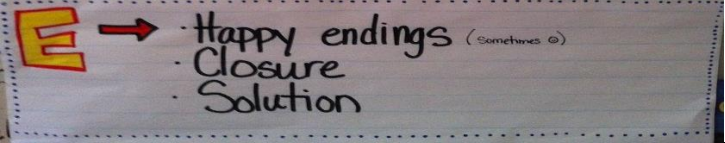
Complete your work on a piece of paper (you do not need to print anything out) and then you could send a photo to your class teacher on dojo

Year: 2 Week beginning: Monday, 22nd June 2020

	Spelling/Phonics	Reading	Writing
Monday	<p>Read each word and find out its meaning:</p> <p>Disappointment Statement Amazement Punishment Enjoyment Amusement Measurement Agreement</p>	<p>20 minutes reading Bug Club or own book.</p>	<p>Online task: Week 8 – Lesson 1 https://classroom.thenational.academy/lessons/to-retrieve-information-76709ff/ To retrieve information.</p> <p>Offline task: This week you are going to write a story. Today is the brainstorming part. Think about your characters, setting, problem and a solution. Give your story a title too.</p> 
Tuesday	<p>Copy each word. You could use rainbow letters or pyramids.</p> <p>E.g.</p> 	<p>RWI lessons https://www.harrisprimarycrystalpalace.org.uk/464/rwi-live-lessons-and/ or 10 minutes Phonics Play https://new.phonicsplay.co.uk/ set 3 sounds/ Phase 5 or 6 for phonics play.</p>	<p>Online task: Week 8 – lesson 2 https://classroom.thenational.academy/lessons/to-find-the-meaning-of-words/ To find the meaning of words.</p> <p>Offline task: Write the beginning of your story. Top tip: include lots of adjectives to describe your characters and settings.</p> 
Wednesday	<p>Look, cover, write, check. Write the word, cover it up, write it from memory and check if it's correct. Try and think of rhymes to help you.</p>	<p>Enjoy an audible book. https://stories.audible.com/discover</p>	<p>Online task: Week 8 – lesson 3 https://classroom.thenational.academy/lessons/to-identify-and-use-powerful-verbs-and-adverbs/ To identify and use powerful verbs and adverbs.</p> <p>Offline task: Write the middle of your story. Top tip: don't give the problem away too quickly, build up to it. Use short, shape sentences to build suspense.</p> 



English Weekly Overview

Thursday	<p>Write each word in a sentence with your best handwriting.</p> 	<p>RWI lessons or 10 minutes Phonics Play (see Tuesday links).</p>	<p>Online task: Week 8 – lesson 4 https://classroom.thenational.academy/lessons/to-identify-the-key-features-of-an-action-scene-886777/ To identify the key features of an action scene.</p> <p>Offline task: Write the ending of your story. <i>Top tip: you could pick a happy or sad ending or even a cliff hanger...</i></p> 
Friday	<p>Spelling test.</p>	<p>20 minutes reading Bug Club or own book</p>	<p>Online task: Week 8 – lesson 5 https://classroom.thenational.academy/lessons/to-write-an-action-scene-e872da/ To write an action scene.</p> <p>Offline task: Design a front cover for your book and a blurb for the back. Staple all your sheets together in order. Display your book in your reading dens you made in half term or on a bookshelf in your house.</p>
<p>★ Alternative online resources: ★</p> <p>https://www.bbc.co.uk/bitesize/dailylessons https://www.twinkl.co.uk/resources/2014-curriculum-english-resources/ks1-english-new-curriculum/ks1-english-2014-year-2</p> <p><i>Remember: cursive joined up handwriting, capital letters, full stops.</i></p>			