

# Maths Weekly Overview



Complete your work on a piece of paper (you do NOT need to print anything out) and then you could

Send a photo to your class teacher on dojo.


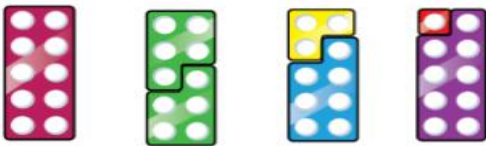


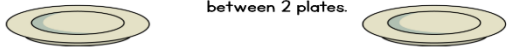

Watch the lesson powerpoint each day and listen carefully

(Do the warm up first, Read the story using link and then look at the lesson powerpoint)

<https://whiterosemaths.com/homelearning/early-years/>





("Princess Mirror-Belle and the Dragon pox" by Julia Donaldson)

Summer Term (2) Wk 4- 22/06/20

Week 3	Warm up	Main activity	Story Books
Monday	<p><b>Doubling</b> Practice doubling these numbers in your head</p> <p>3      6      5      8      7      9      10 4</p> <p>Now watch the "Doubles Rap"</p> <p><a href="https://www.youtube.com/watch?v=8jOzhiACB68">https://www.youtube.com/watch?v=8jOzhiACB68</a></p>	<p>Lesson 1</p> <p>3-D shapes Repeating patterns</p>	<p><u>Princess Mirror-Belle and the dragon pox</u></p>  <p><a href="https://www.youtube.com/watch?v=BYeyJfzbJi">https://www.youtube.com/watch?v=BYeyJfzbJi</a></p>
Tuesday	<p><b>Number Pairs to 10</b></p>  <p>Can you work out the number pairs to 10? E.g. 10+0 0 +10 Write 4 more pairs. Don't forget the switcher</p>	<p>Lesson 2</p> <p>Addition to 20</p>	<p><u>Sleeping Beauty</u></p>  <p><a href="https://www.youtube.com/watch?v=tcddW_KahCY">https://www.youtube.com/watch?v=tcddW_KahCY</a></p>
Wednesday	<p><b>Odd and Even numbers</b></p> <p>Odds and evens - use a ten frame to help you if you want. Remember the numbers are even if they can be shared equally between two groups.</p>  <p>You could even use plates and see if the number could share between 2 plates.</p>  <p>Which numbers are odd/even</p> <p>7      6      10      8      4      9      1      3 2</p>	<p>Lesson 3</p> <p>Ordinal numbers Counting in 2's</p>	<p><u>Hector and the big bad knight</u></p>  <p><a href="https://www.youtube.com/watch?v=v4-QeRqyino">https://www.youtube.com/watch?v=v4-QeRqyino</a></p>

# Maths Weekly Overview



<p><b>Thursday</b></p>	<p>Whitney has this many cubes in one hand.</p>  <p>She has fewer cubes in the other hand.</p> <p>How many cubes could she have in her other hand?</p>	<p><i>Lesson 4</i></p> <p>Numberline to 20 Measuring length and height</p>	<p><u>The evil princess and the brave knight</u></p>  <p><a href="https://www.youtube.com/watch?v=4Y3s_wdBuHQ">https://www.youtube.com/watch?v=4Y3s_wdBuHQ</a></p>
<p><b>Friday</b></p>	<p>Log in to <b>Numbots</b> and complete 3 games <i>or</i> Play a game on <b>Numberblocks</b> <a href="https://www.bbc.co.uk/cbeebies/shows/numberblocks">https://www.bbc.co.uk/cbeebies/shows/numberblocks</a></p> 	<p><i>Lesson 5</i></p> <p>Doubles Counting in 2's</p>	<p><u>Ten little Princesses</u></p>  <p><a href="https://www.youtube.com/watch?v=4Y3s_wdBuHQ">https://www.youtube.com/watch?v=4Y3s_wdBuHQ</a></p>

## Please Remember:

You can do the 'warm ups' in any order

Try to remember correct number formation when writing your numbers

(Use 'Ten Town' characters to help you)

Adapt/Extend activities as you see fit-

Try and get your child to listen and follow each of the stories in the story book section.